




SCH 20

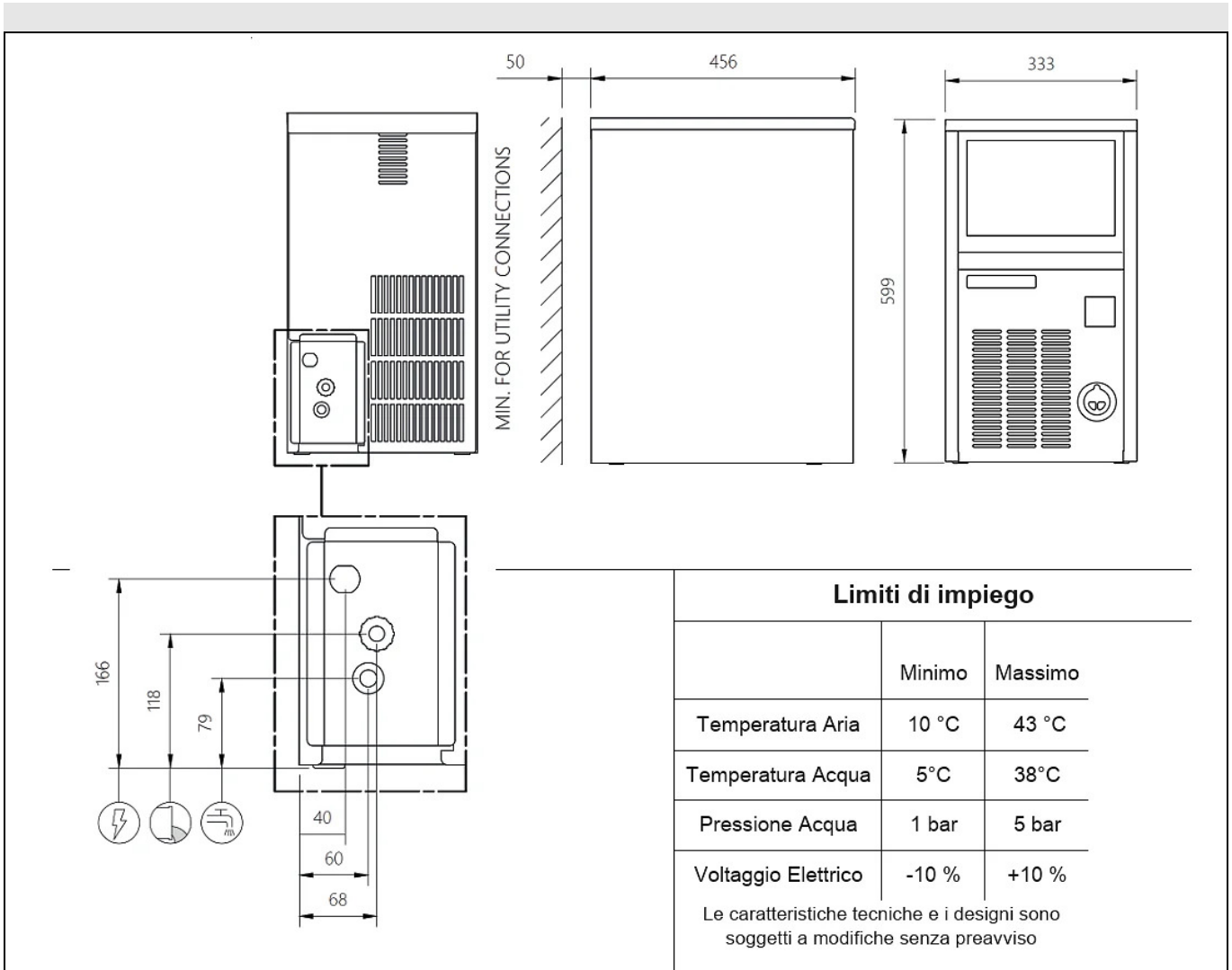


Ice maker with built-in container 22 kg

	<p>CHARACTERISTICS</p> <ul style="list-style-type: none"> • Stainless steel construction with Scotch Brite finish • Vertical Pump and Limescale Prevention System • Easy access for maintenance • High water and electricity savings • Excellent ratio between ice production and storage capacity • Double defrost system • R290 refrigerant • Compact size 																
 <p>SCH M Medium Gourmet 20 g Ø 30 mm - H 34 mm</p> <table border="1" data-bbox="135 1160 639 1245"> <thead> <tr> <th>Model</th> <th>Cube</th> <th>Ø</th> <th>H</th> <th>Weight</th> </tr> </thead> <tbody> <tr> <td>SCH M</td> <td>Medium</td> <td>30 mm</td> <td>34 mm</td> <td>20 g</td> </tr> </tbody> </table>	Model	Cube	Ø	H	Weight	SCH M	Medium	30 mm	34 mm	20 g	<p>CONDENSING SYSTEM Air condensation</p> <hr/> <p>REFRIGERANT GAS R290</p> <hr/> <p>VOLTAGE V/HZ/PH 230\50\1</p>	<p>BIN CAPACITY</p> <table border="1" data-bbox="1007 956 1458 1046"> <tr> <td>KG</td> </tr> <tr> <td>6</td> </tr> </table>	KG	6			
Model	Cube	Ø	H	Weight													
SCH M	Medium	30 mm	34 mm	20 g													
KG																	
6																	
<p>CERTIFICATIONS</p> 	<p>OPERATIONAL REQUIREMENTS</p> <table border="1" data-bbox="679 1435 1458 1655"> <thead> <tr> <th></th> <th>Minimum</th> <th>Maximum</th> </tr> </thead> <tbody> <tr> <td>Air temperature</td> <td>10</td> <td>43</td> </tr> <tr> <td>Water temperature</td> <td>5</td> <td>38</td> </tr> <tr> <td>Water pressure</td> <td>1 bar (14 psi)</td> <td>5 bar (70 psi)</td> </tr> <tr> <td>Voltage</td> <td>-10%</td> <td>+10%</td> </tr> </tbody> </table>			Minimum	Maximum	Air temperature	10	43	Water temperature	5	38	Water pressure	1 bar (14 psi)	5 bar (70 psi)	Voltage	-10%	+10%
	Minimum	Maximum															
Air temperature	10	43															
Water temperature	5	38															
Water pressure	1 bar (14 psi)	5 bar (70 psi)															
Voltage	-10%	+10%															
<p>IMPORTANT NOTE Models and specifications are subject to change without notice. This spec sheet is for sales purposes only. For technical documentation, please refer to our service manuals.</p>	<p>www.scotsman-ice.it</p>																

SCH 20

Ice maker with built-in container 22 kg



Limiti di impiego

	Minimo	Massimo
Temperatura Aria	10 °C	43 °C
Temperatura Acqua	5 °C	38 °C
Pressione Acqua	1 bar	5 bar
Voltaggio Elettrico	-10 %	+10 %

Le caratteristiche tecniche e i designi sono soggetti a modifiche senza preavviso

MACHINE DATA

Dimensions (LxWxH): 334 x 457 x 599 mm
Net weight 28 kg

SHIPPING DATA

Dimensions (LxWxH): 40 x 53 x 74 cm
Peso netto 33 kg

(*) The data refers to the following temperature conditions:
32°C Ambient / 21°C Water

Version	Voltage	Condensation	Ice production kg in 24 h °C Ambient / °C Water			Heat dispersion kW	Consumo Energia (*) kWh/24h	Consumption Water (*) l/h	Instant power W	Cables No. x Ømm²	Fuse A
			10°C/10°C	21°C/10°C	32°C/21°C						
SCH 20 AS	230\50\1	A	20	19	13	0,40	4,0	4,0	250	1,50	10
SCH 20 WS	230\50\1	W	22	21	18	0,60	5,0	24,0	250	1,50	10